



# Financial Results for 1<sup>st</sup> Quarter of FY2025

August 4, 2025

Sumitomo Bakelite Co., Ltd.



# **Outline of Financial Results for 1<sup>st</sup> Quarter of FY2025**

# Financial Results for 1<sup>st</sup> Quarter of FY2025 (Y/Y)

 SUMITOMO BAKELITE CO., LTD.

[Unit: Billion yen]

	1Q of FY2024 (1)	1Q of FY2025 (2)	Variance (Y/Y)	
			(2)-(1)	Ratio
Revenue	76.7	77.7	1.0	1.3%
Business Profit	7.9	9.0	1.1	13.9%
Operating Profit	8.2	8.6	0.4	5.2%
Profit attributable to owners of parent	7.0	7.4	0.4	6.4%

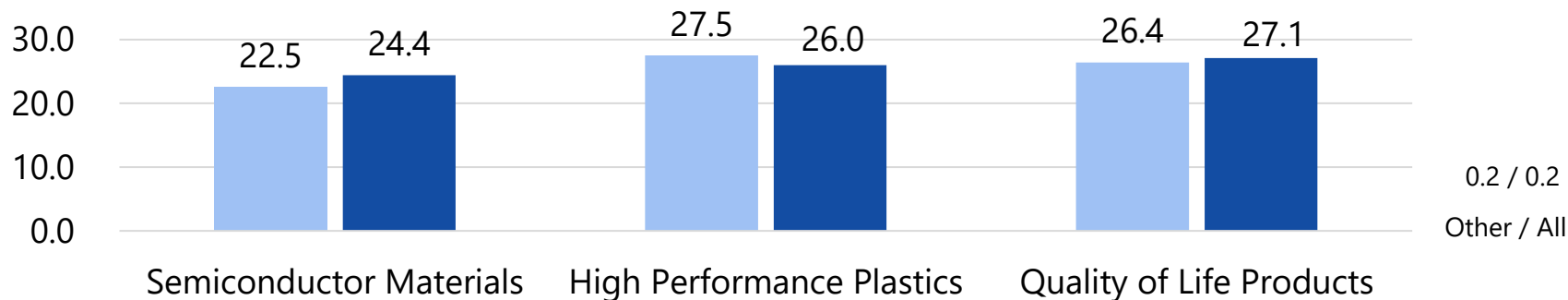
\* "Business profit" is calculated by deducting "Cost of sales" and "Selling, general and administrative expenses" from "Revenue".

FOREX	1Q - FY2024	1Q - FY2025
JPY / USD	156.53	145.19
JPY / EUR	168.37	164.37

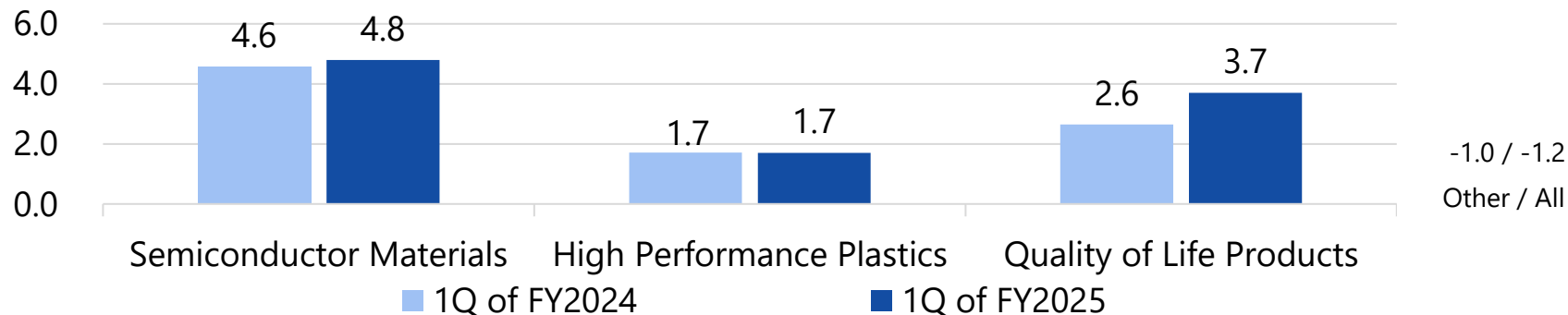
# Revenue and Business Profit by Business Segment (Y/Y)

[Unit: Billion yen]

## Revenue

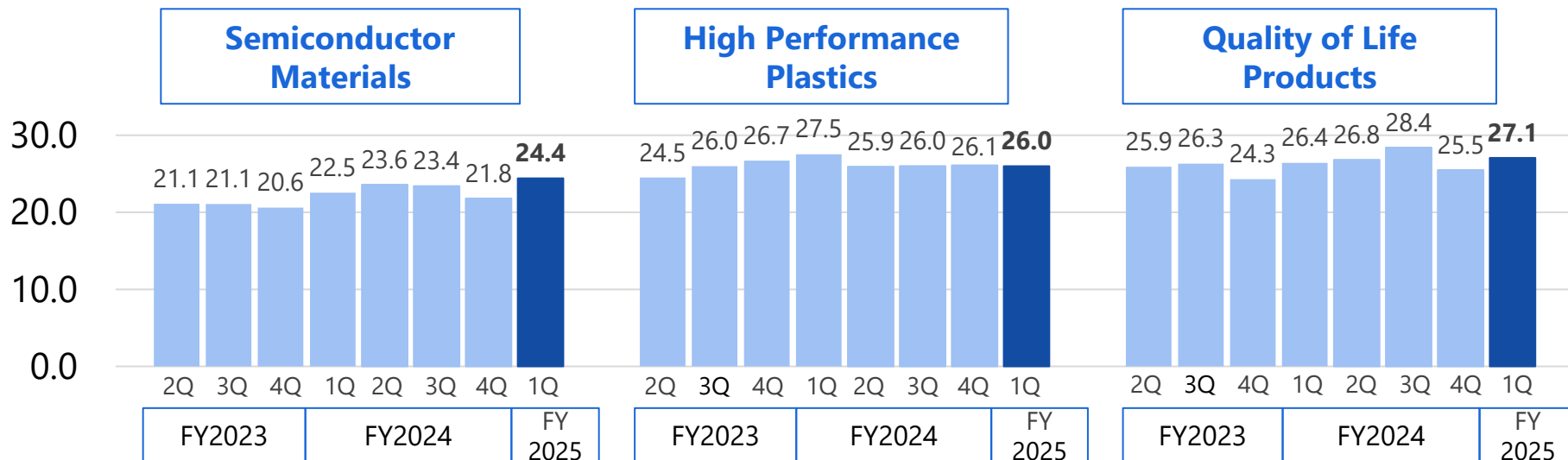


## Business Profit



# Quarterly Revenue by Business Segment


[Unit: Billion yen]



- **Semiconductor Materials** : Strong performance continues in China. Expansion in power semiconductors for AI applications. Shipment volume of encapsulants reached a record high for the quarter.
- **High Performance Plastics** : Despite a reduction in volume due to withdraw from unprofitable products, sales expansion of new products is progressing.
- **Quality of Life Products** : Strong performance continues, mainly driven by healthcare-related products and films & sheets.

# Analysis of Revenue (Y/Y)

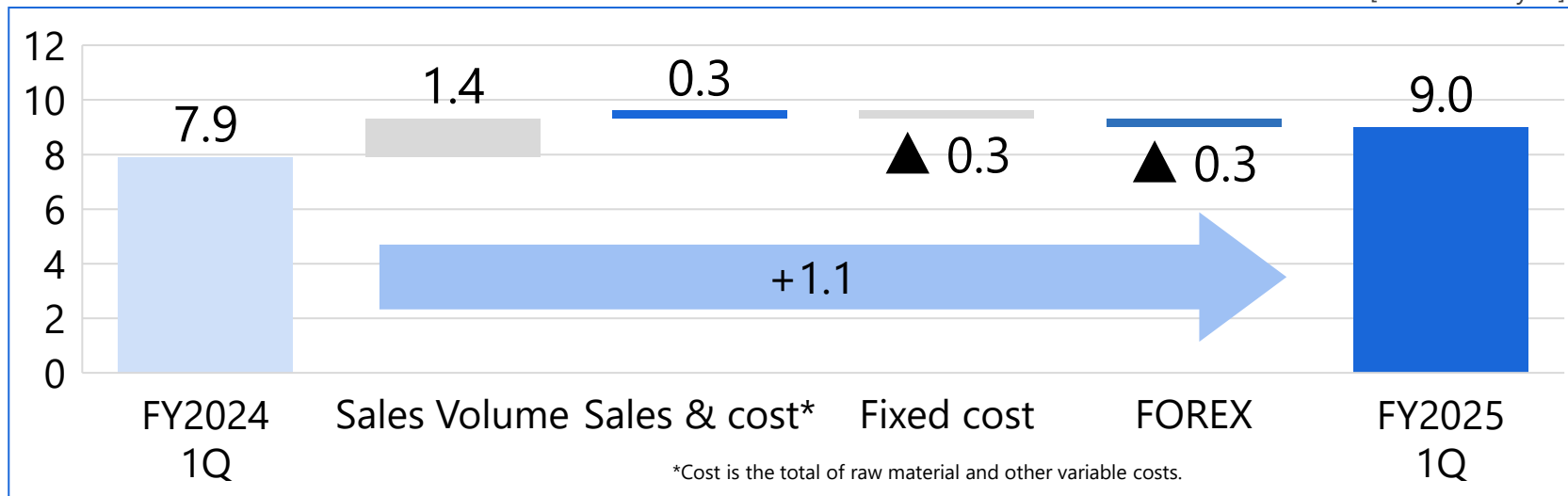
[Unit: Billion yen]



Segment	Sales Volume	Sales Prices	FOREX	Total
Semiconductor Materials	+3.2	-0.1	-1.2	+1.9
High Performance Plastics	-0.3	-0.1	-1.1	-1.5
Quality of Life Products	+0.4	+0.4	-0.2	+0.6

# Analysis of Business Profit (Y/Y)

[Unit: Billion yen]



Segment	Sales Volume	Sales & cost*	Fixed cost	FOREX	Total
Semiconductor Materials	+1.2	-0.4	-0.2	-0.2	+0.3
High Performance Plastics	-0.0	+0.5	-0.4	-0.1	+0.0
Quality of Life Products	+0.3	+0.3	+0.5	-0.0	+1.0
Others	-0.0	0.0	-0.2	0.0	-0.2



## **Financial Forecast for FY2025**

**\*There is no change from Announcement  
on May 12, 2025**

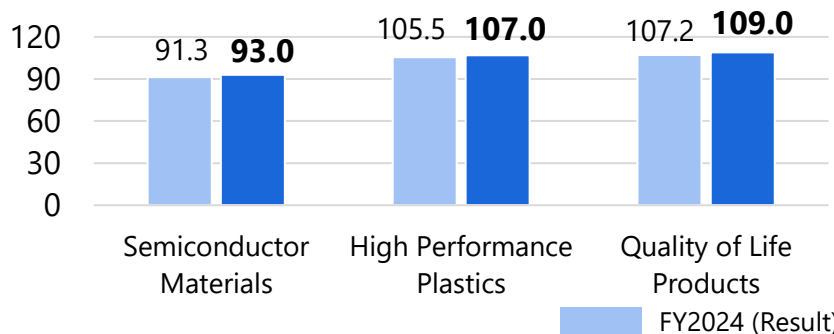
# Financial Forecasts for FY2025 (Y/Y)

[Unit: Billion yen]

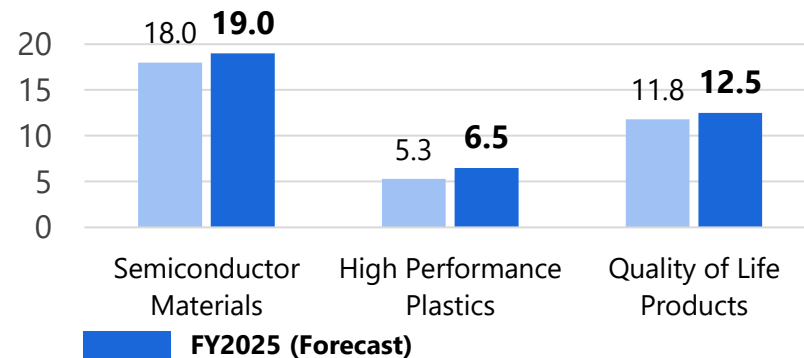
	FY2024 Result (1)	FY2025 Forecast (2)	Variance	
			(2)-(1)	Ratio
Forex ( JPY / USD )	152.48	143.00		
Revenue	304.8	<b>310.0</b>	5.2	1.7%
Business Profit	30.8	<b>32.5</b>	1.7	5.4%
Operating Profit	24.8	<b>31.0</b>	6.2	25.0%
Profit attributable to owners of the parent	19.3	<b>23.5</b>	4.2	21.9%

\* "Business profit" is calculated by deducting "Cost of sales" and "Selling, general and administrative expenses" from "Revenue".

## Revenue



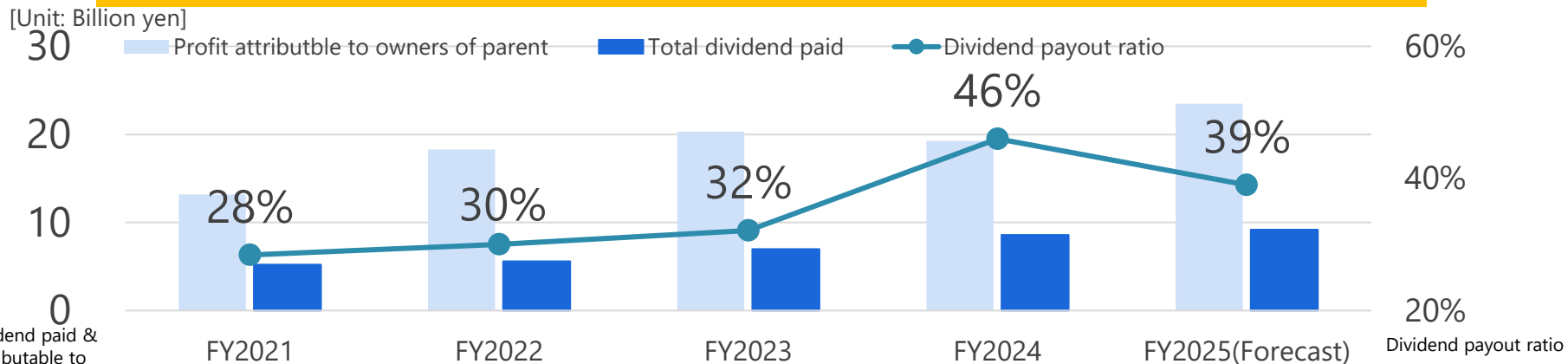
## Business Profit



# Shareholder Returns

■ Dividends Forecast (FY2024) : 105.00 yen per share (Interim 50 yen / Year-end 55 yen)

**Dividends per share forecast is increased by 10 yen from FY2024**



Dividends (yen /share) <sup>*1</sup>	FY2021	FY2022	FY2023	FY2024	FY2025 (Forecast)
Interim	25.00	30.00	35.00	45.00	<b>50.00</b>
Year-end	30.00	35.00	40.00	50.00 <sup>*2</sup>	<b>55.00</b>
<b>Total</b>	<b>55.00</b>	<b>65.00</b>	<b>75.00</b>	<b>95.00</b>	<b>105.00</b>

\*1: A two-for-one common stock split was issued on April 1, 2024.

The above dividend (yen/share) is calculated assuming the stock split occurred at the beginning of FY2021.

\*2: Includes a 5-yen commemorative dividend for the 70th anniversary (March 1, 2025).



# SUMITOMO BAKELITE CO., LTD.

<https://www.sumibe.co.jp/>

---

## ■ Disclaimer

The information presented in this document is provided in good faith, but no warranty is given or is to be implied regarding its accuracy or relevance to any particular application. Users must satisfy themselves regarding the suitability and safety of their use of the information and products in the application concerned. Nothing herein is to be construed as advising or authorizing the use of any invention covered by existing patents without license from the owners thereof.

## ■ Copyright

All copyrights in or related to this document belong to Sumitomo Bakelite Co., Ltd. or its group companies, unless otherwise indicated. This document and its contents may not be used (including reproduced, altered, distributed or transmitted) without prior consent of Sumitomo Bakelite Co., Ltd. or its group companies.

## ■ Company Names

On this document, the name of the companies may be represented in simplified forms by omitting "Company Limited", "Inc." and/or other legal entity identifications.